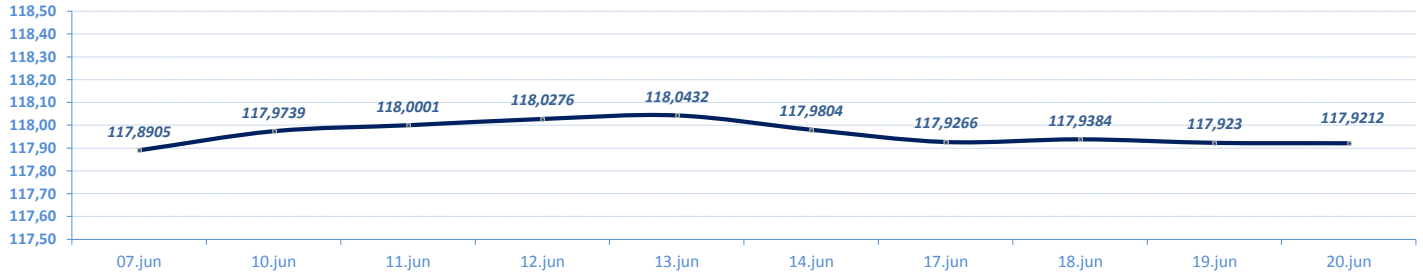


VESTI / NEWS

- **SREDNJI KURS EUR/RSD**: Dinar ojačao u odnosu na evro za 0,0018 dinara, srednji kurs 117,9212. Obim međubankarske trgovine evrom na dan 19. jun do 12:30h iznosio je 19,3 miliona evra. NBS intervenisala na međubankarskom tržištu kupovinom 30 miliona evra (od početka godine ukupno prodala 130 miliona evra i kupila 800 miliona evra).
- **BEOGRADSKA BERZA**: Ineksi zabeležili pad vrednosti, BELEX15 niži za 0,05 odsto, BELEXline za 0,28 odsto. Promet manji u odnosu na prethodni dan, na regulisanom tržištu najviše trgovano akcijama NIS-a, Messer Tehnogasa, Alfa plama, Globos osiguranja i Aerodroma Nikola Tesla.
- **Aukcija državnih obveznica**: Danas je na rasporedu aukcija petogodišnjih eurških državnih obveznica ukupne nominalne vrednosti 89 miliona evra (reotvaranje emisije od 29. januara 2019.). Prethodna aukcija (23. maj) iste ročnosti završena sa realizacijom od 77,32 odsto i prinosom od 1,68 odsto.

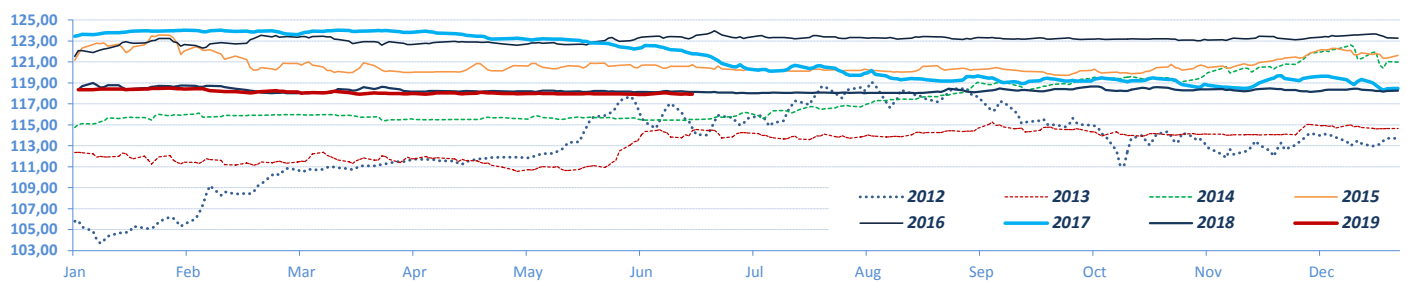
DEVIZNO TRŽIŠTE / FX MARKET

EUR / RSD (Srednji kurs / Official Middle Rate) ► 10 dana / 10 days

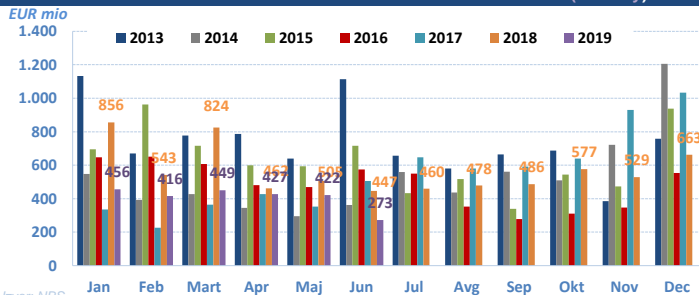


Izvor/Source: NBS

EUR / RSD (Srednji kurs/ Official middle rate) ► Jan -

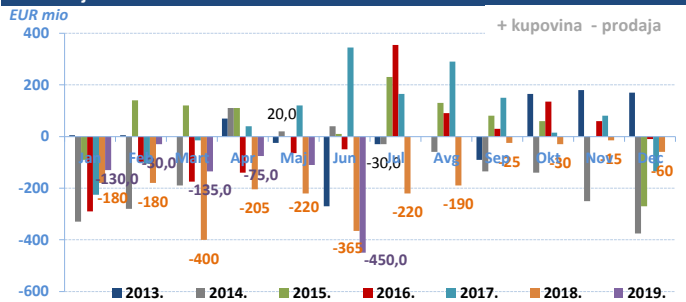


Promet na međubankarskom tržištu / Volumes on FX Interbank market (eur only)

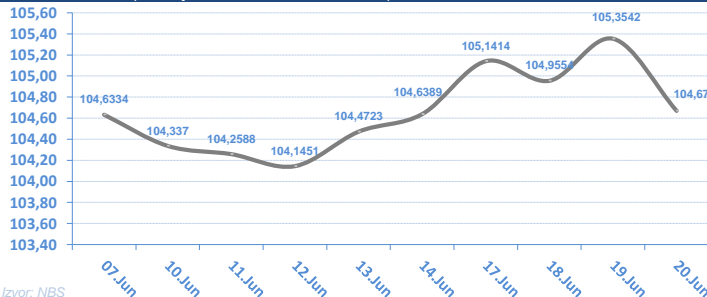


Izvor: NBS

Intervencije NBS na deviznom tržištu / NBS Interventions on FX interbank market

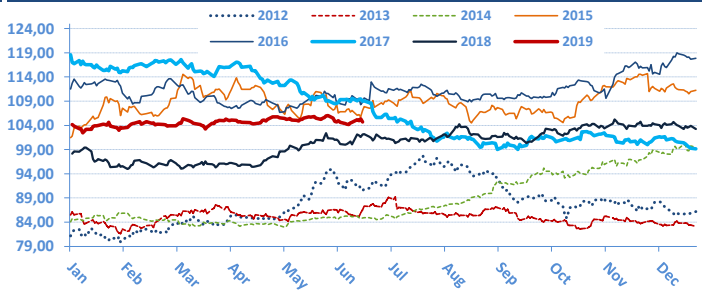


USD / RSD (Srednji kurs / Official middle rate) ► 10 dana / 10 days



Izvor: NBS

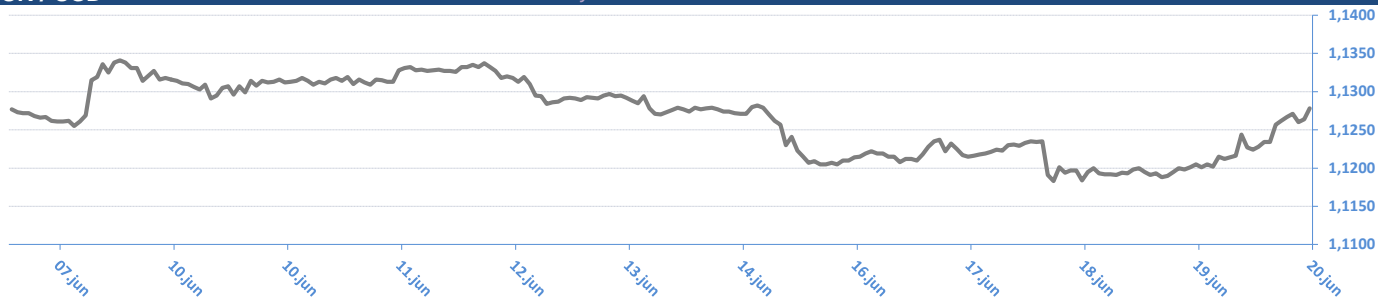
► Jan -



Monthly change	EUR/RSD	%	USD/RSD	%	Yearly change	EUR/RSD	%	USD/RSD	%
03.06.19	117,9288	-0,03%	105,4914	-0,08%	20.06.19	117,9212	-0,36%	104,6700	6,66%
03.05.19	117,9626	-0,01%	105,5783	0,57%	03.01.19	118,3439	0,00%	104,1851	6,16%
01.04.19	117,9759	-0,13%	104,9794	1,06%	03.01.18	118,3431	-4,14%	98,1367	-17,25%
01.03.19	118,1291	-0,25%	103,8772	0,32%	04.01.17	123,4512	1,59%	118,6004	6,34%
01.02.19	118,4266	0,07%	103,5469	-0,61%	04.01.16	121,5145	0,30%	111,5324	9,90%
03.01.19	118,3439	0,10%	104,1851	0,14%	05.01.15	121,1543	5,58%	101,4863	20,72%
03.12.18	118,2313	-0,06%	104,0402	-0,27%	03.01.14	114,7559	2,14%	84,0641	-1,67%
01.11.18	118,2984	-0,07%	104,3196	2,19%	03.01.13	112,3495	6,20%	85,4889	5,32%
01.10.18	118,3868	0,19%	102,0840	0,29%	04.01.12	105,7880	-0,21%	81,1693	2,16%
03.09.18	118,1567	0,08%	101,7890	0,71%	04.01.11	106,0156	10,47%	79,4541	18,48%
01.08.18	118,0618	0,04%	101,0717	-0,27%	04.01.10	95,9679	7,17%	67,0635	4,25%
02.07.18	118,0142	-0,12%	101,3432	0,06%	05.01.09	89,5436	12,27%	64,3273	18,68%
01.06.18	118,1616		101,2785		03.01.08	79,7577		54,2016	

EUR / USD

► 10 dana / 10 days



EUR / USD



EUR / CHF

► 10 dana / 10 days



EUR / CHF



Izvor / Source: Reuters

20.06.2019 08:33:03

EUR / XX

Valutni par / CCY pair	Kupovni/BID	Prodajni/ASK
EUR/USD	1,1279	1,1281
EUR/JPY	121,3400	121,3800
EUR/GBP	0,8876	0,8880
EUR/CHF	1,1157	1,1160
EUR/DKK	7,4661	7,4666
EUR/NOK	9,7307	9,7357
EUR/SEK	10,6439	10,6484
EUR/CAD	1,4924	1,4926
EUR/AUD	1,6332	1,6335
EUR/HUF	323,3500	323,5500
EUR/CZK	25,6110	25,6180
EUR/PLN	4,2557	4,2592
EUR/HRK	7,4010	7,4040
EUR/RUB	71,6264	71,6706
EUR/NZD	1,7136	1,7139

USD / XX

Valutni par / CCY pair	Kupovni/BID	Prodajni/ASK
USD/EUR	0,8864	0,8864
USD/JPY	107,5700	107,6000
USD/GBP	0,7870	0,7872
USD/CHF	0,9890	0,9892
USD/DKK	6,6190	6,6200
USD/NOK	8,6275	8,6315
USD/SEK	9,4364	9,4382
USD/CAD	1,3231	1,3232
USD/AUD	1,4478	1,4482
USD/HUF	286,6600	286,8200
USD/CZK	22,7000	22,7200
USD/SKK	21,5460	21,6000
USD/PLN	3,7741	3,7746
USD/HRK	6,5606	6,5650
USD/RUB	63,5159	63,5567
USD/NZD	1,5186	1,5198

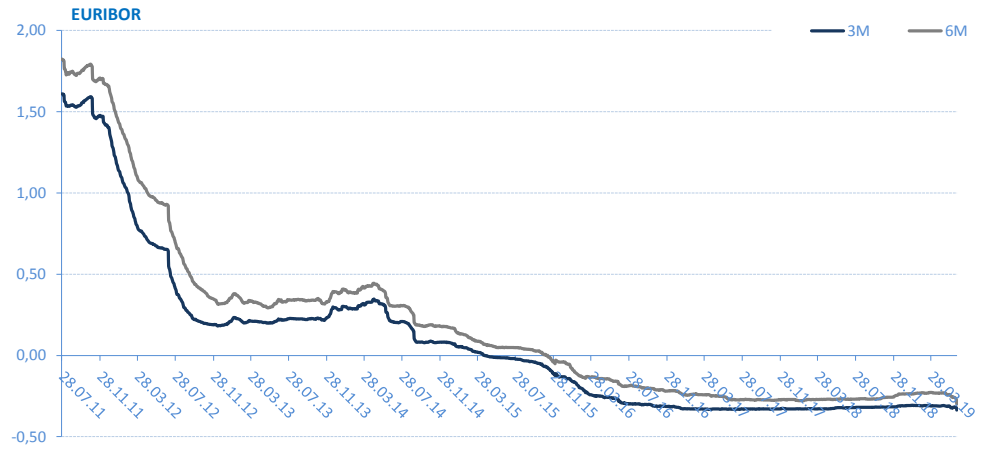
* Međunarodno devizno međubankarsko tržište / International FX Interbank Market

Izvor / Source: Reuters

EURIBOR

SW	-0,398
1M	-0,391
3M	-0,336
6M	-0,299
1Y	-0,208

* Izvor: Reuters; Objavljeno prethodnog radnog dana



Kamatne stope Centralnih Banaka

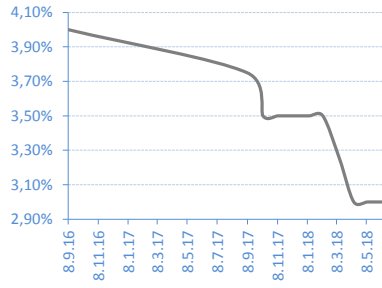
Interest rates of Central banks

CB	Kamatna stopa/Interest rate
USD	2,50
EUR	0,00
GBP	0,75
CAD	1,75
AUD	1,25
JPY	0,10

* Izvor: Reuters; Objavljeno prethodnog radnog dana

REFERENTNA KAMATNA STOPA NBS / NBS Key Policy Rates

Date	Rate	Change (%)
08.06.18	3,00%	0,00%
10.05.18	3,00%	0,00%
12.04.18	3,00%	-7,69%
14.03.18	3,25%	-7,14%
08.02.18	3,50%	0,00%
11.01.18	3,50%	0,00%
07.12.17	3,50%	0,00%
09.11.17	3,50%	0,00%
09.10.17	3,50%	-6,67%
07.09.17	3,75%	



* Izvor/Source : NBS

BEONIA

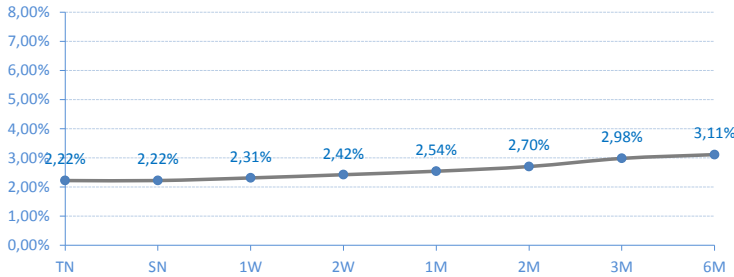
Date	Rate	Change (%)
19.06.19	1,87%	1,63%
17.06.19	1,84%	-0,54%
14.06.19	1,85%	0,00%
13.06.19	1,85%	0,00%
12.06.19	1,85%	0,00%
11.06.19	1,85%	0,00%
10.06.19	1,85%	-0,54%
07.06.19	1,86%	0,54%
06.06.19	1,85%	0,00%
05.06.19	1,85%	



* Izvor/Source : Reuters; Objavljeno prethodnog radnog dana / Published on previous working day

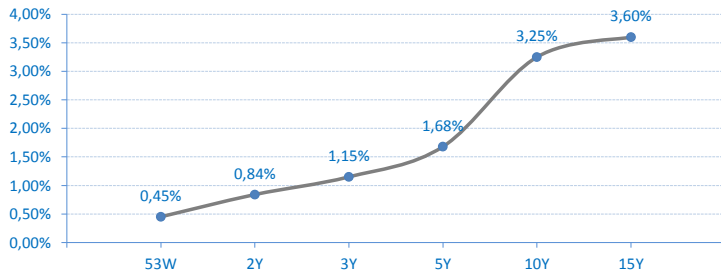
Kamatne stope/Prinos na tržištu / Market Interest Rates

Belibor



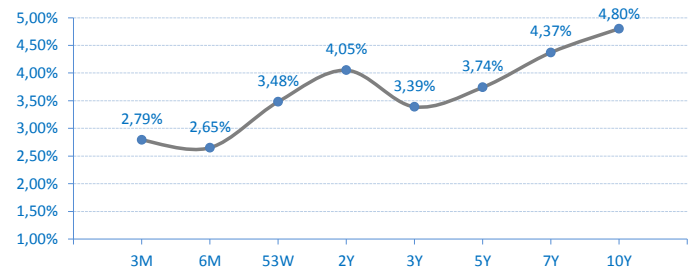
Državne HOV Republike Srbije u Evrima - prinosi sa poslednje aukcije

Government bonds (EUR) of Republic of Serbia - yield on last primary auction



Državne HOV Republike Srbije u Dinarima - prinosi sa poslednje aukcije

Government bonds (RSD) of Republic of Serbia - yield on last primary auction



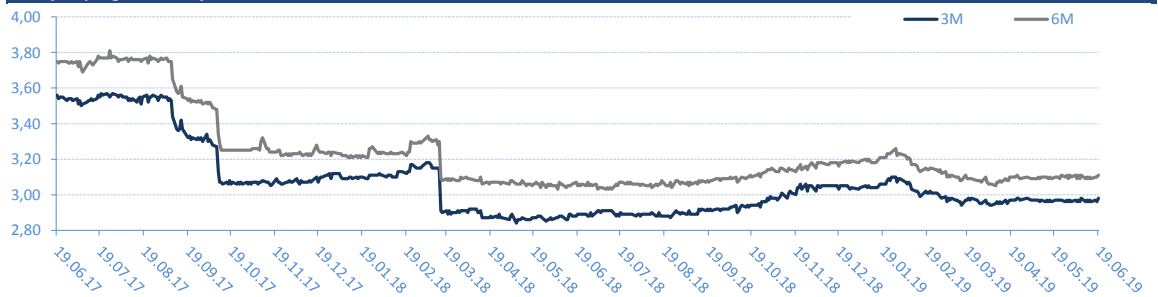
BELIBOR

Trenutne stope / Current rates

TN	2,22%
SN	2,22%
1W	2,31%
2W	2,42%
1M	2,54%
2M	2,70%
3M	2,98%
6M	3,11%

* Izvor/Source : Reuters; Objavljeno prethodnog radnog dana / Published on previous working day

Istorijski pregled kretanja 6M i 3M Belibor-a / Historical overview of 6M and 3M Belibor rates



T-BILLS 3M - RSD

Date	Rate	Realisation
14.01.16	2,79%	100,00%
05.11.15	2,94%	100,00%
15.10.15	3,00%	92,18%
06.08.15	4,40%	96,26%
16.07.15	4,79%	98,47%
07.05.15	5,63%	92,92%
16.04.15	6,45%	100,00%
05.02.15	6,95%	45,05%



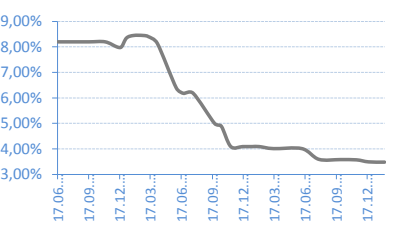
T-BILLS 6M - RSD

Date	Rate	Realisation
01.09.16	2,65%	23,03%
03.03.16	3,25%	96,46%
03.12.15	3,25%	97,22%
08.10.15	4,09%	100,00%
03.09.15	4,57%	87,90%
04.06.15	5,25%	93,30%
05.03.15	7,00%	21,33%
04.12.14	7,10%	100,00%



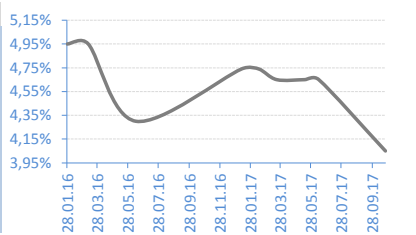
T-BILLS 53W - RSD

Date	Rate	Realisation
06.02.17	3,48%	17,91%
21.12.16	3,49%	32,22%
15.11.16	3,57%	45,64%
28.09.16	3,58%	52,92%
27.07.16	3,59%	49,07%
07.06.16	4,01%	78,06%
15.03.16	4,01%	16,73%
02.02.16	4,09%	63,42%



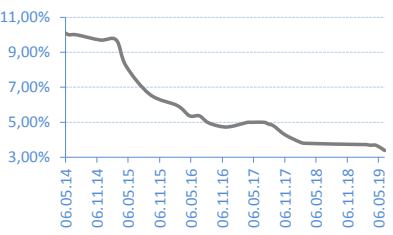
G-BONDS 2Y - RSD

Date	Rate	Realisation
24.10.17	4,05%	116,30%
13.06.17	4,65%	51,56%
16.05.17	4,65%	43,95%
21.03.17	4,65%	100,00%
13.02.17	4,74%	78,80%
10.01.17	4,74%	23,25%
13.06.16	4,30%	95,67%
10.03.16	4,95%	56,41%



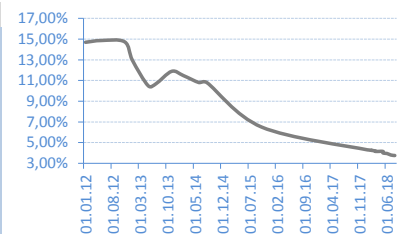
G-BONDS 3Y - RSD

Date	Rate	Realisation
11.06.19	3,39%	62,60%
23.04.19	3,68%	88,70%
19.03.19	3,69%	112,71%
20.02.19	3,73%	120,53%
15.01.19	3,73%	60,94%
28.02.18	3,80%	100,00%
30.01.18	3,88%	34,77%
06.11.17	4,29%	97,97%



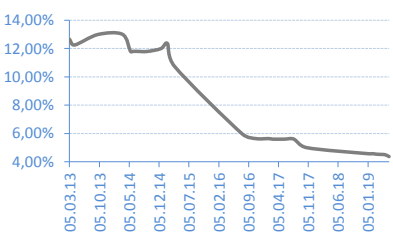
G-BONDS 5Y - RSD

Date	Rate	Realisation
11.09.18	3,74%	98,60%
14.08.18	3,75%	65,62%
17.07.18	3,80%	40,58%
05.06.18	3,95%	35,67%
22.05.18	3,99%	26,18%
08.05.18	4,15%	97,00%
24.04.18	4,15%	52,31%
10.04.18	4,15%	32,63%



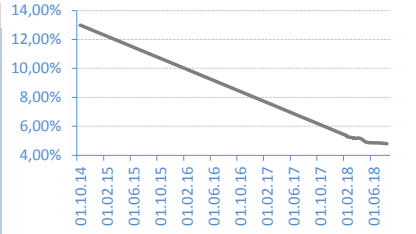
G-BONDS 7Y - RSD

Date	Rate	Realisation
04.06.19	4,37%	267,04%
07.05.19	4,50%	134,27%
10.04.19	4,52%	75,42%
05.03.19	4,54%	58,46%
12.02.19	4,57%	34,68%
30.01.19	4,57%	30,41%
09.01.19	4,57%	52,59%
23.10.17	5,00%	100,00%



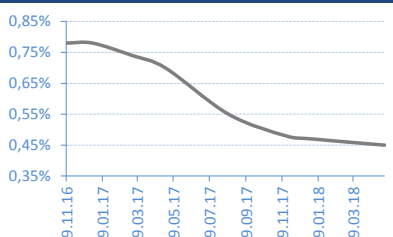
G-BONDS 10Y - RSD

Date	Rate	Realisation
07.08.18	4,80%	26,87%
10.07.18	4,85%	36,97%
15.05.18	4,90%	96,72%
03.04.18	5,17%	26,55%
20.03.18	5,17%	83,61%
06.03.18	5,20%	203,57%



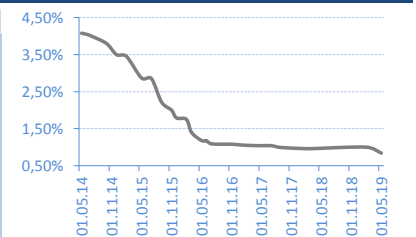
T-BILLS 53W - EUR

Date	Rate	Realisation
21.05.18	0,45%	100,00%
18.01.18	0,47%	98,00%
05.12.17	0,48%	100,00%
30.08.17	0,55%	50,00%
15.05.17	0,70%	91,30%
20.03.17	0,74%	60,00%
12.01.17	0,78%	46,20%
29.11.16	0,78%	100,00%



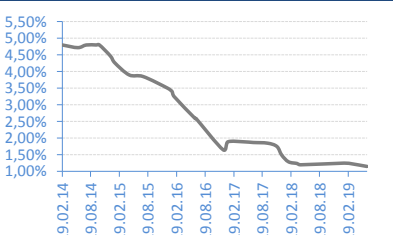
G-BONDS 2Y - EUR

Date	Rate	Realisation
27.05.19	0,84%	148,40%
19.02.19	1,00%	142,00%
22.03.18	0,96%	25,62%
01.02.18	0,96%	52,00%
14.09.17	0,99%	53,60%
12.07.17	1,04%	16,80%
23.05.17	1,04%	99,00%
14.02.17	1,05%	95,35%



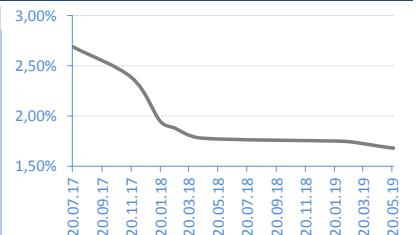
G-BONDS 3Y - EUR

Date	Rate	Realisation
18.06.19	1,15%	59,14%
12.03.19	1,23%	50,04%
23.01.19	1,25%	32,10%
20.04.18	1,20%	35,96%
28.03.18	1,24%	99,29%
02.02.18	1,29%	100,00%
21.12.17	1,49%	100,00%
20.11.17	1,75%	49,70%



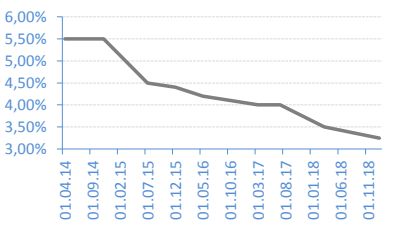
G-BONDS 5Y - EUR

Date	Rate	Realisation
23.05.19	1,68%	77,32%
22.04.19	1,70%	19,90%
27.02.19	1,74%	37,84%
29.01.19	1,75%	41,25%
16.04.18	1,78%	52,41%
19.02.18	1,88%	79,99%
19.01.18	1,95%	80,28%
21.11.17	2,38%	100,00%



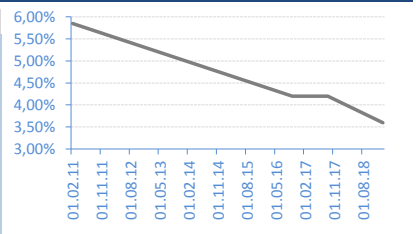
G-BONDS 10Y - EUR

Date	Rate	Realisation
16.01.19	3,25%	139,40%
26.03.18	3,50%	86,85%
13.07.17	4,00%	42,95%
15.03.17	4,00%	65,60%
25.05.16	4,20%	96,00%
04.12.15	4,40%	100,00%
28.07.15	4,50%	76,77%
19.11.14	5,50%	100,00%



G-BONDS 15Y - EUR

Date	Rate	Realisation
06.02.19	3,60%	100,00%
06.09.17	4,20%	70,13%
19.10.16	4,20%	100,00%



AKCIJE / Shares - REGULISANO TRŽIŠTE / REGULATED MARKET

Najtrgovanije HOV / Most Active

	Symbol	Closing price	% Change	Open	Max	Min	No of Trades	Volume	Volume RSD
NIS a.d. Novi Sad	NIIS	686	0,00%	686	690	685	38	7.270	4.989.655
Messer Tehnogas a.d. Beograd	TGAS	11.550	0,00%	11.550	11.550	11.550	8	130	1.501.500
Alfa plam a.d. Vranje	ALFA	31.500	0,00%	31.500	31.500	31.500	3	43	1.354.500
Globos osiguranje a.d. Beograd	GLOS	231	-30,00%	231	231	231	2	2.092	483.252
Aerodrom Nikola Tesla a.d. Beograd	AERO	800	0,00%	800	800	800	19	480	384.000

Dobitnici / Gainers

	Symbol	Closing price	% Change	Open	Max	Min	No of Trades	Volume	Volume RSD
Progres u restrukturiranju a.d. Beograd	PRGS	55	10,00%	55	55	55	1	160	8.800

Gubitnici / Decliners

	Symbol	Closing price	% Change	Open	Max	Min	No of Trades	Volume	Volume RSD
Globos osiguranje a.d. Beograd	GLOS	231	-30,00%	231	231	231	2	2.092	483.252
Dunav osiguranje a.d. Beograd	DNOS	1.722	-1,60%	1.750	1.750	1.702	8	116	199.736
Energoprojekt holding a.d. Beograd	ENHL	670	-1,47%	670	670	670	2	516	345.720

AKCIJE / SHARES - MTP

Najtrgovanije HOV / Most Active

	Symbol	Closing price	% Change	Bid (Volume)	Ask (Volume)	No of Trades	Volume	Volume RSD
Informatika a.d. Beograd	INFM	901	-7,11%	901	901	901	12	132
Uniprom a.d. Novi Pazar	UNPR	500	0,00%	500	500	500	1	91
Vital a.d. Vrbas	VITL	700	-22,14%	700	700	700	2	40
Telefonkabl a.d. Beograd	TLKB	9.000	12,47%	9000	9000	9000	1	15
Gosa montaza a.d. Velika Plana	GMON	2.100	5,00%	2100	2100	2100	1	6

Dobitnici / Gainers

	Symbol	Closing price	% Change	Bid (Volume)	Ask (Volume)	No of Trades	Volume	Volume RSD
Telefonkabl a.d. Beograd	TLKB	9.000	12,47%	9000	9000	9000	1	15
Gosa montaza a.d. Velika Plana	GMON	2.100	5,00%	2100	2100	2100	1	6

Gubitnici / Decliners

	Symbol	Closing price	% Change	Bid (Volume)	Ask (Volume)	No of Trades	Volume	Volume RSD
Vital a.d. Vrbas	VITL	700	-22,14%	700	700	700	2	40
Informatika a.d. Beograd	INFM	901	-7,11%	901	901	901	12	132

Kontakti / Contacts:

Srdan Tomašević

srdjan.tomasevic@erstebank.rs

Trgovanje / Trading

011/220 9116

Aleksandar Zarić

aleksandar.zaric@erstebank.rs

Prodaja / Sales

011/220 9198

Aleksandra Parčetić

aleksandra.parcetic@erstebank.rs

Brokersko poslovanje / Brokerage

011/220 9159

Vladimir Vulević

vladimir.vulevic@erstebank.rs

Podrška i Razvoj / Support and Development

011 / 201 50 50

Nenad Đurović

nenad.djurovic@erstebank.rs

Trgovanje / Trading

011/ 220 9115

Dušan Stević

dusan.stevic@erstebank.rs

Prodaja / Sales

011/220 9118

Danijela Stojanović

danijela.stojanovic@erstebank.rs

Prodaja / Sales

011/ 220 9132

Marija Đorđević

marija.djordjevic@erstebank.rs

Brokersko poslovanje / Brokerage

011/220 9110

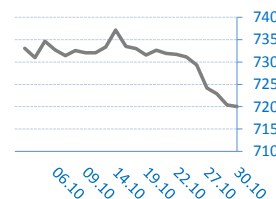
Izveštaj sačinio / Prepared by: Sektor sredstava / Treasury division

Informacije i cene iz ovog pregleda dobijene su iz izvora za koje verujemo da su pouzdani ali ne garantujemo njihovu tačnost i potpunost. Navedene informacije su važeće samo u trenutku njihovog sastavljanja a objavljuju se u čiju opšteg informisanja, pri čemu ne predstavljaju bilo kakav oblik investicionog saveta niti preporuke za investiranje niti na bilo koji način obavezuju Erste Bank ad Novi Sad u pogledu odgovornosti za štetu nastalu upotrebom informacija iz ovog pregleda.

The information and prices in this review are obtained from sources that we believe are reliable, but we do not guarantee their accuracy and completeness. The mentioned information is valid only at the time of their compilation and are published in the general information, whereby they do not represent any form of investment advice or recommendations for investing or in any way obligate Erste Bank ad Novi Sad in respect of liability for damages arising from the use of information referred to in of this review.

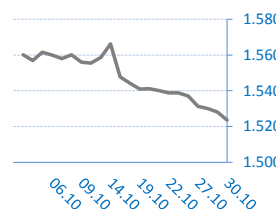
BELEX15

Vrednost / Value	720,02
Promena / Change	-0,39
%	-0,05%



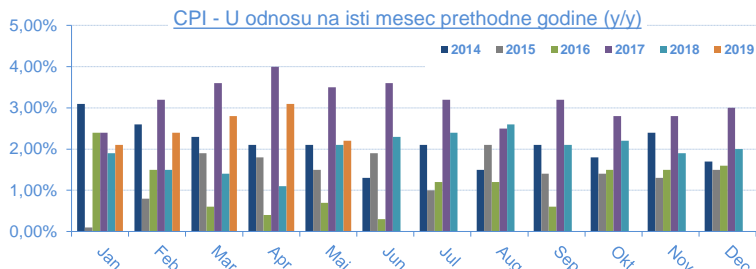
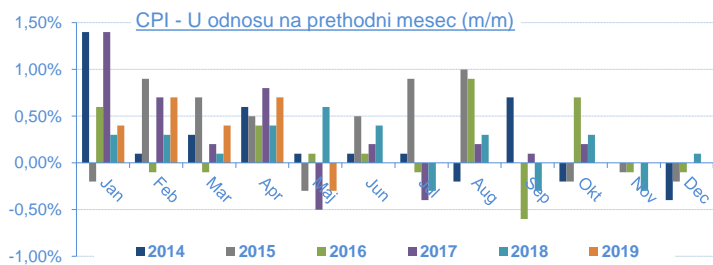
BELEXline

Vrednost / Value	1.523,62
Promena / Change	-4,35
%	-0,28%



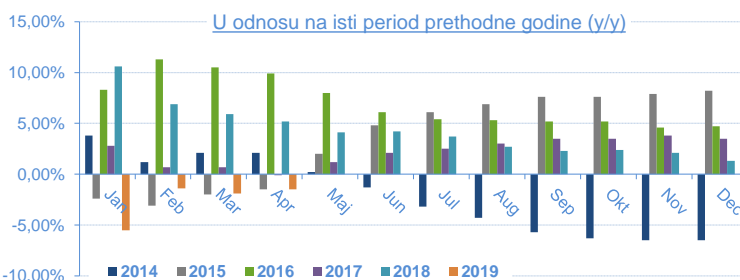
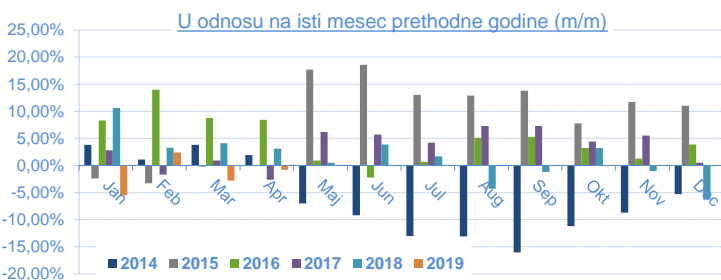
Indeks potrošačkih cena (Consumer Price Index - CPI) / 2018

	Jan	Feb	Mar	Apr	Maj	Jun	Jul	Aug	Sep	Okt	Nov	Dec
U odnosu na prethodni mesec (m/m)	0,40%	0,70%	0,40%	0,70%	-0,30%							
U odnosu na isti mesec 2018. (y/y)	2,10%	2,40%	2,80%	3,10%	2,20%							
U odnosu na decembar 2018.		1,10%	1,50%	2,30%	2,00%							
Datum objavljivanja / Published date	22.02.19	12.03.19	12.04.19	13.05.19	12.06.19							



INDUSTRIJSKA PROIZVODNJA / Industrial production / 2019

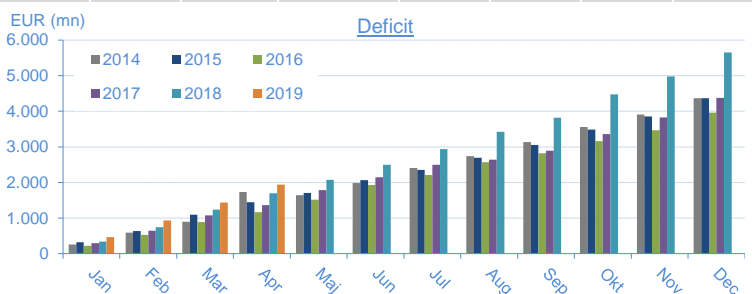
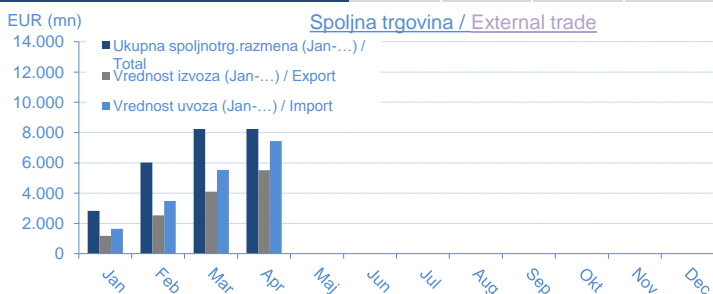
	Jan	Feb	Mar	Apr	Maj	Jun	Jul	Aug	Sep	Okt	Nov	Dec
U odnosu na isti mesec 2018 (m/m)	-5,50%	2,40%	-2,80%	-0,80%								
U odnosu na isti period 2018 (jan-...) (y/y)	-5,50%	-1,40%	-1,90%	-1,50%								
U odnosu na prosek 2018	-12,20%	-7,40%	2,30%	-4,40%								
Datum objavljivanja / Published date	28.02.19	29.03.19	30.04.19	31.05.19								



SPOLJNOTRGOVINSKA ROBNA RAZMENA / External Trade / 2019

* u eur mln

Mesec/Month	Jan	Feb	Mar	Apr	Maj	Jun	Jul	Aug	Sep	Okt	Nov	Dec
Ukupna spoljnotrg.razmena (Jan-...) / Total	2.840,40	6.015,80	9.626,40	12.958,60								
Promena / Yearly change	7,80%	9,80%	8,10%	8,30%								
Vrednost izvoza (Jan-...) / Export	1.186,90	2.539,90	4.092,80	5.510,50								
Promena / Yearly change	3,00%	7,10%	6,90%	7,30%								
Vrednost uvoza (Jan-...) / Import	1.653,50	3.475,90	5.533,60	7.448,10								
Promena / Yearly change	11,50%	11,70%	9,00%	9,00%								
Deficit (jan-...)	466,70	936,00	1.440,80	1.937,70								
Promena / Yearly change	40,90%	26,50%	15,60%	14,20%								
Pokrivenost uvoza izvozom (Export/Import ratio)	71,80%	73,10%	74,00%	74,00%								
Datum objavljivanja / Published date	12.03.19	29.03.19	30.04.19	31.05.19								



BUDŽETSKI BALANS / Budget balance

* u rsd mln

Budžetski balans u 2018.	32.183,97
January 2019	23.620,61
February 2019	-1.429,81
March 2019	-6.363,12
April 2019	-10.322,94
May 2019	
June 2019	
July 2019	
August 2019	
September 2019	
October 2019	
November 2019	
December 2019	
Budžetski balans u 2019. / Total 2019	5.504,74
Planirani deficit u 2019. / Planned	-3.344,12
Ostvarenje plana / Realisation	
Datum ažuriranja / Published date	04.06.19

